


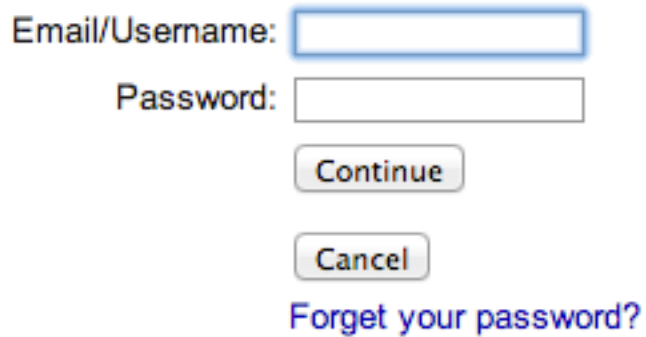
Forgot Your School Fusion Password?

1. Click on "Login" then "Login" again.



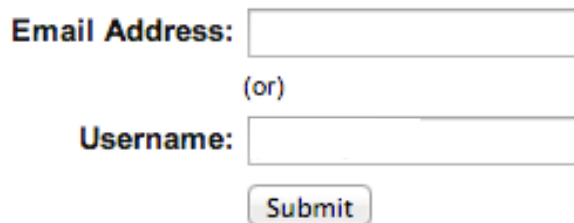
The screenshot shows a navigation bar at the top with an RSS icon, a lock icon, and a "Login" dropdown menu. Below the navigation bar is a login form with a blue background. It contains two input fields: "Username:" and "Password:", both with grey text boxes. A "Login" button is positioned at the bottom right of the form.

2. Click "Forgot your password?"



The screenshot shows a form for recovering a password. It has two input fields: "Email/Username:" and "Password:", both with white text boxes. Below the "Password:" field are two buttons: "Continue" and "Cancel". At the bottom of the form is a blue link that says "Forgot your password?".

3. Enter your username and click submit and you will receive an e-mail with instructions on how to change your password



The screenshot shows a form with two input fields: "Email Address:" and "Username:", both with white text boxes. Between the two fields is the text "(or)". Below the "Username:" field is a "Submit" button.